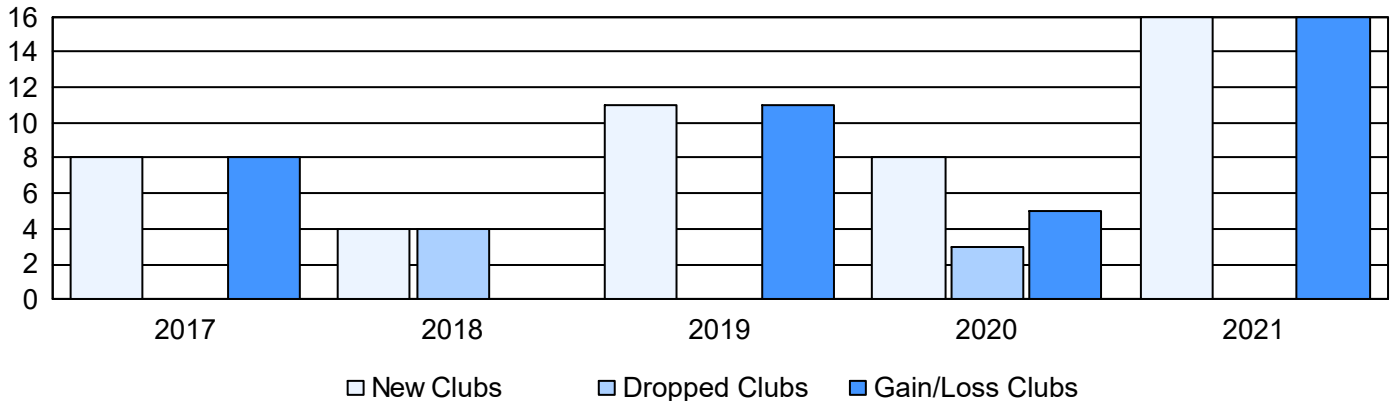
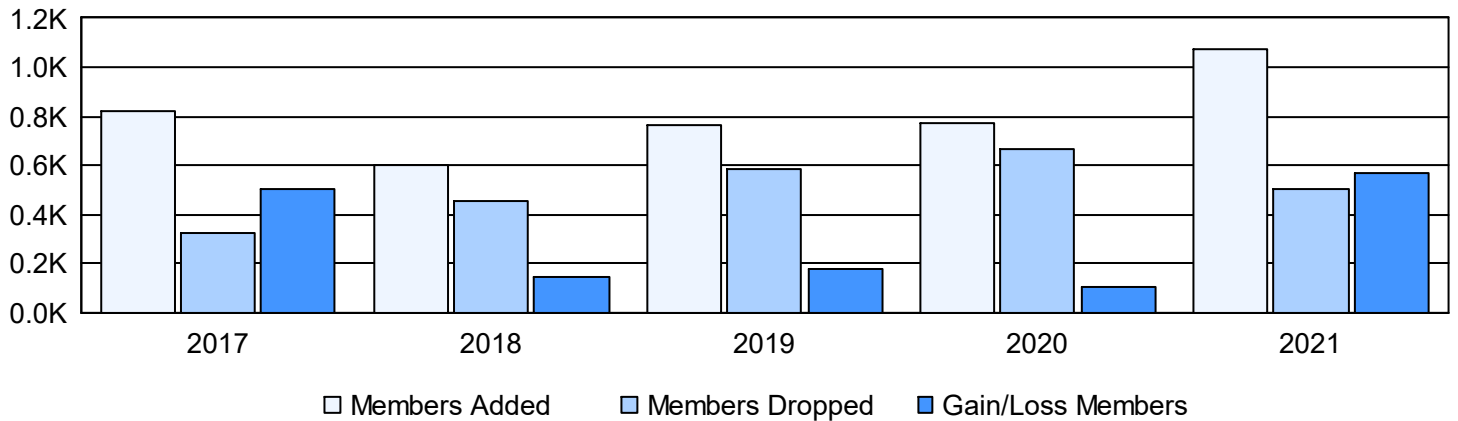


Year	New Clubs	Dropped Clubs	Gain/ Loss Clubs	New Members	Charter Members	Reinstate Members	Transfer Members	Total Member Added	Total Members Dropped	Gain/ Loss Members
2016-2017	8	0	8	539	268	10	5	822	322	500
2017-2018	4	4	0	419	129	43	8	599	452	147
2018-2019	11	0	11	370	362	13	15	760	582	178
2019-2020	8	3	5	519	210	20	22	771	666	105
2020-2021	16	0	16	618	413	25	15	1,071	506	565
Average	9	1	8	493	276	22	13	805	506	299

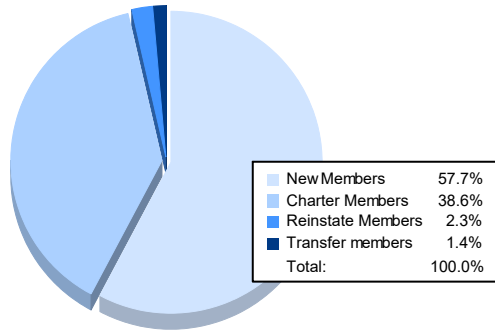
Clubs



Members



Membership Composition June 2021 Cumulative



Gender Composition June 2021 Cumulative

